



Pearson
Revise

Welcome to Pearson Revise

Access all your revision guides online and prioritise revision with knowledge checks and quick quizzes – helping everyone get ready for termly tests, mocks and final exams.



- ✓ Your new online revision subscription from Pearson Revise.
- ✓ Simpler, easier, and all in one place online.

Sign in

Username

Password [Show](#)

[Forgot your username or password?](#)

Sign in

By signing in, you agree to our [Terms of Use](#).

Or

Sign in with Google

Sign in with Microsoft

New to Pearson?

Create an account

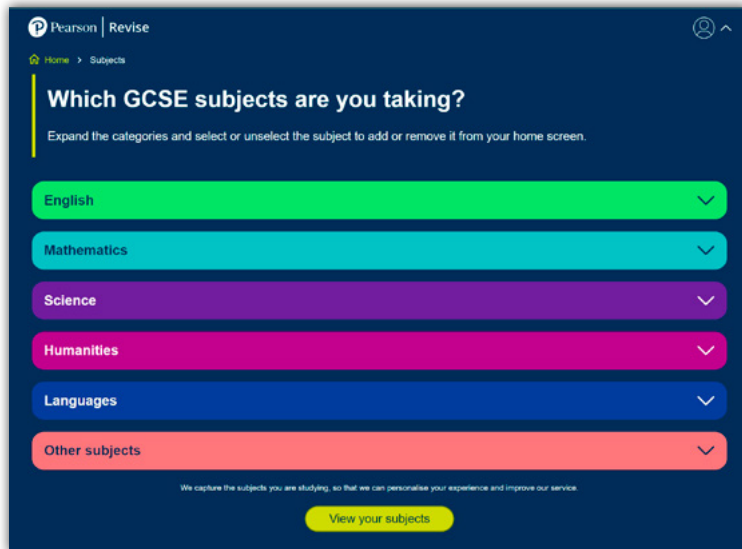
- ✓ Access your subscription using your school email address and password – no additional usernames or passwords to manage!

Ready to explore?
Let's go...

Add your subjects

The first thing to do is select the subjects you're studying.

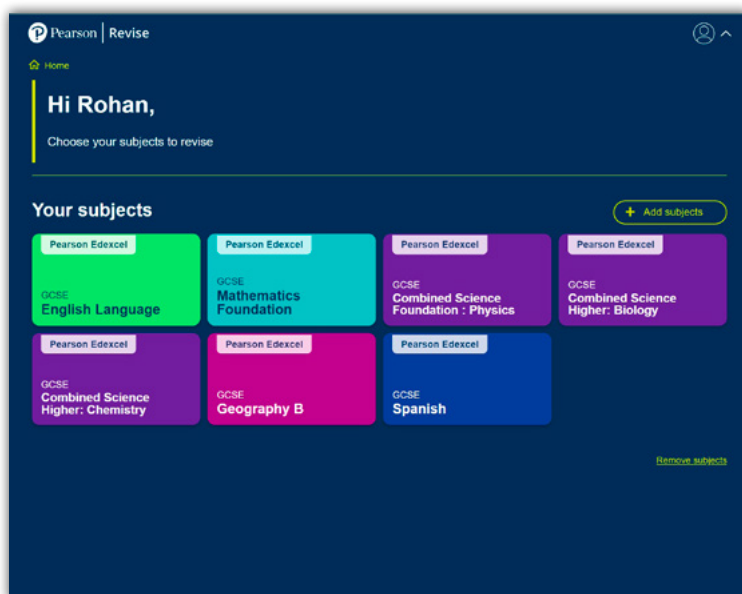
Some subjects will offer both Edexcel and AQA exam boards, such as Maths, English, Science, and the languages, and the option to select Higher or Foundation level.



Quick tip:

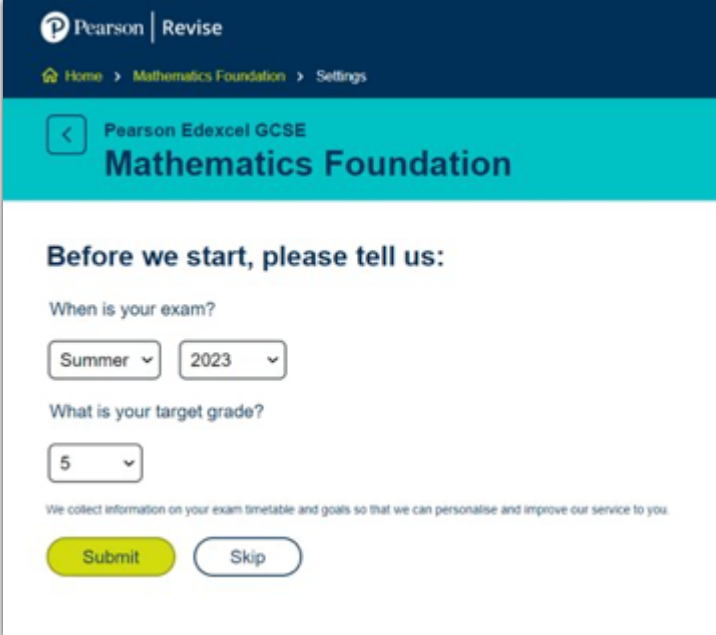
You can click 'view my subjects' at any time to return to this screen.

When you've confirmed your subjects, you'll be taken to your dashboard.



What are you working towards?

The first time you launch your subject, you'll be asked to enter the date of your exam (summer/winter and year), and your target grade.



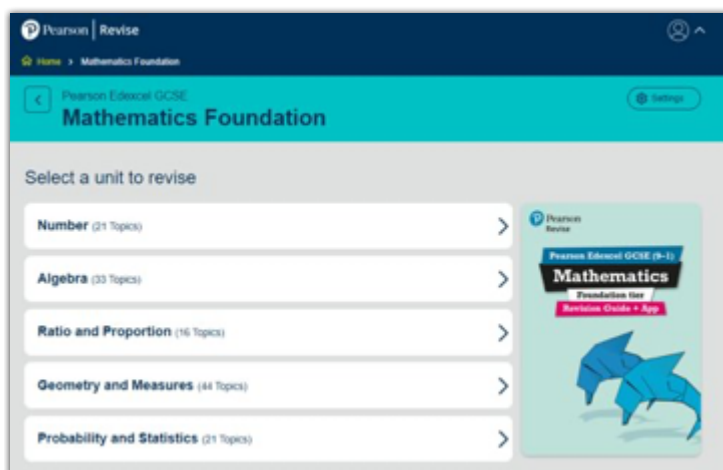
The screenshot shows the Pearson Edexcel GCSE Mathematics Foundation settings page. At the top, there is a dark blue header with the Pearson logo and the word 'Revise'. Below this is a teal header with a back arrow, the text 'Pearson Edexcel GCSE Mathematics Foundation', and a 'Settings' button. The main content area is white and contains the heading 'Before we start, please tell us:'. Underneath, there are two questions: 'When is your exam?' with dropdown menus for 'Summer' and '2023', and 'What is your target grade?' with a dropdown menu for '5'. A small note states: 'We collect information on your exam timetable and goals so that we can personalise and improve our service to you.' At the bottom, there are two buttons: a yellow 'Submit' button and a white 'Skip' button.

Quick tip:

You can make an approximate entry if you aren't sure, or skip this step if you need to.

Units and topics

Selecting a subject takes you to the relevant unit page. The unit and topic names match the Pearson Revise revision guides for that subject.



Knowledge checks

- You can take a free knowledge check for some subjects such as Maths, English, Science and Business Studies.
- During these knowledge checks, you'll answer a number of multiple-choice questions.
- When you receive your results, you will also be given access to your personalised topic list.

Quick tip:

Based on your results, your personalised topic list will filter your topics into:

- **'top priority'**
- **'needs a look'**
- **'tricky', and**
- **'revise and reinforce'.**

Understanding topics

Top priority	You've shown gaps in your knowledge here. These topics have been identified as 'hot' topics that come up regularly in the real exams every year, so revise these as a priority!
Need a look	You need a little more practice, so we suggest you include these in your revision plan.
Tricky	We've identified these to be the most difficult in that subject's syllabus, so revise these to be prepared for the more difficult exam questions!
Revise and reinforce	These require the least attention, but we still suggest you look over them before your exam.

Any questions?

Take a look at our [FAQs](#) or [get in touch](#).