

## 6<sup>TH</sup> FORM SPANISH ENRICHMENT TASKS

PAGE	TASK	SPECIFICATION LINK
1	City virtual tour	Artistic culture in the Hispanic world/Aspects of Hispanic society
2	Cooking	
3	Film or series review	
4	Art gallery	
5	Musical moment	
6	News diary	Aspects of Hispanic society/ Aspects of political life in the Hispanic world
7	Verb challenge	Grammar

## City virtual tour

Access google maps and choose a city in the Spanish speaking world. Then, using the street view option, take a tour around the landmarks and the streets (see the examples below). Notice the architecture and research the names and history of the most important monuments. Create a short review of up to 200 words in Spanish, including:

- The name and location of the city visited
- Examples of at least two landmarks: name, brief description and history
- Your own opinion of the city: Would you like to visit it in person? Would you like to live here? What might be some advantages/disadvantages?



Street  
view  
option



The palace at Retiro  
Park in Madrid

A street near  
Córdoba's mosque



The Cathedral in  
Mexico City



## Cooking

Access google or youtube and choose a recipe from the Spanish speaking world (in English or Spanish). Then, if possible, attempt cooking it (see the examples below!). Research the ingredients and history behind this recipe. Create a short poster in Spanish including:

- The name and origin of the recipe
- Ingredients and preparation steps, using your own words as much as possible
- Your own opinion of the dish or dessert: Is it healthy/unhealthy? Is it tasty? How does it reflect the cuisine of the country? Would you make it again?



*Arroz con leche*



*Churros*



*Gazpacho*



*Patatas bravas*

## Film or series review

Access Netflix (some suggestions below) or another streaming service and choose a film or series from the Spanish-speaking world. Then, create a review in Spanish up to 200 words including:

- The characters
- The summarised plot
- Your opinion on the film or series

# NETFLIX






## Art gallery

Research famous artists from the Spanish speaking world (see some suggestions below). You may want to access websites from museums to see some examples (e.g.: Museo Reina Sofía) Then, create a collage of up to 10 paintings from Spanish speaking artists. Include:


- A caption from each painting with the name, artist and country
- Your opinion on your favourite paintings and why
- A reflection on how they might represent the history or culture of the Hispanic world



Joan Miró



Frida Kahlo

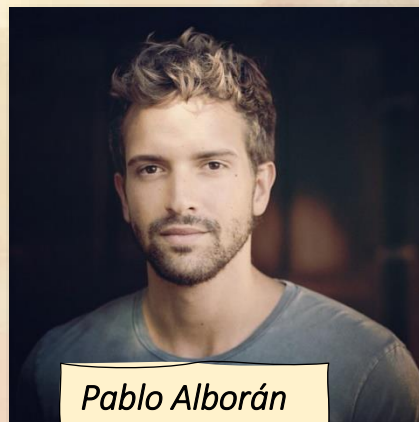


Pablo Picasso

## Musical moment

Research famous songs and singers from the Spanish speaking world (see some suggestions below). You may want to use youtube as a starting point. Then, select at least two singers. Listen to their songs – maybe even try karaoke or filling in the lyrics at [lyricstraining.com](http://lyricstraining.com). Create a short poster in Spanish including:

- A brief biography of the singer
- The names of the songs heard and their subject (e.g.: love, friendship, etc.)
- Your opinion of them
- A short reflection on how they are similar or different from singers in English or other languages and how they represent the culture in Hispanic world



## News diary

Access news channels on youtube or news webpages from the Spanish speaking world (see some suggestions below). For at least about a week, select at least one news title and maybe even try to read a whole article or video. Create a diary in Spanish where you record the following every day:

- The news title
- The translation of the title
- A brief summary of the main points of the article or video
- A short reflection on the current affairs in the Hispanic world , compared to your life here in the U.K. : are we facing the same issues? are there any similarities between both countries? what is your reaction to these news?

The logo for EL PAÍS, featuring the text "EL PAÍS" in a bold, black, sans-serif font. The letter "I" in "PAÍS" has a small blue accent mark above it.The logo for NOTICIERO TELEMUNDO, featuring a red stylized "T" icon to the left of the text "NOTICIERO" in bold black, with "TELEMUNDO" in a smaller black font below it.The logo for rtve Noticias Directas, featuring the text "rtve" in a large, orange, lowercase sans-serif font, with "Noticias Directas" in a smaller, orange, uppercase sans-serif font below it.The logo for EL MUNDO, featuring the text "EL MUNDO" in a bold, black, sans-serif font. The letter "M" has a green circular graphic element integrated into its design.



## Verb challenge

Choose 5 to 10 high frequency verbs in Spanish. Create a little booklet for yourself with a verb table for each verb, with conjugations in the present, preterite, imperfect, future, conditional. Once you are comfortable with all the conjugations, quiz yourself on up to 25 verb forms. E.g.: I go = (Yo) voy. Keep creating quizzes until you reach a good score! Alternatively, you may use the website [conjuguemos.com](http://conjuguemos.com) to test yourself online. See below some suggestions of high frequency verbs.

DECIR

SER

ESTAR

HACER

IR

COMER

APRENDER

ESCRIBIR

TENER

JUGAR